

Implant/Bone and Soft Tissue Surgery Kit according to

Manufacturer: Hu-Friedy Mfg. Co., Inc.
3232 N. Rockwell Street · Chicago, IL 60618 · USA

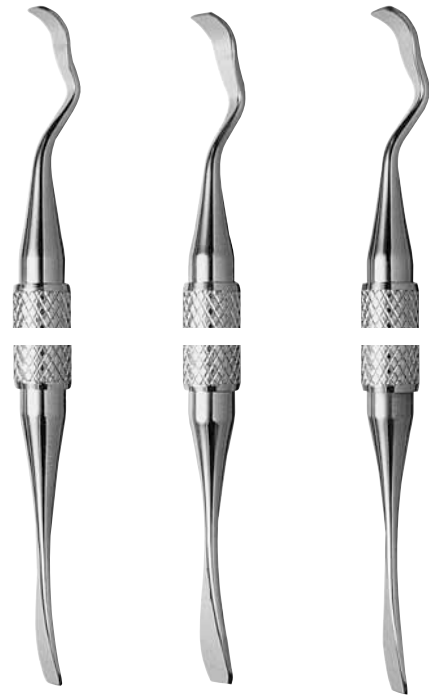
EC Representative: Hu-Friedy Mfg. Co., Inc.,
Zweigniederlassung Deutschland
Rudolf-Diesel-Straße 8 · D-69181 Leimen
www.hu-friedy.de

Dr. Sascha A. Jovanovic, D.D.S., M.S.



Dr. Sascha A. Jovanovic
D.D.S., M.S.

Periodontal Chisel Jovanovic 13K/TG



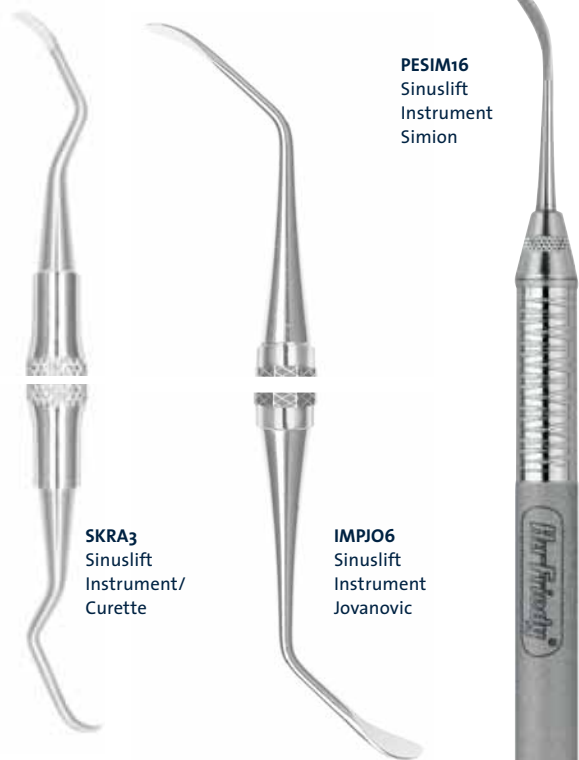
PJO/1
4 mm

PJO/2
5 mm

PJO/3
6 mm

These double-ended instruments feature straight and curved mono-beveled chisels designed to separate the periosteum, clean the bone and root surfaces and sculpt the bone.

Sinuslift Instruments



SKRA3
Sinuslift
Instrument/
Curette

IMPIO6
Sinuslift
Instrument
Jovanovic

PESIM16
Sinuslift
Instrument
Simon



PLGJO/4
Bone Plugger
Jovanovic

This double-ended instrument will condense a bone graft into a defect or sinus cavity.



PPR3S6
Periosteal
Prichard

May be used as a mirror as well as for tissue retraction



BSJO5
Bone Scoop
Jovanovic

This instrument is designed to harvest bone. Shown 75% size.



RBOE
Rongeurs
Boehler,
Double Action,
16 cm
Shown 65% size.

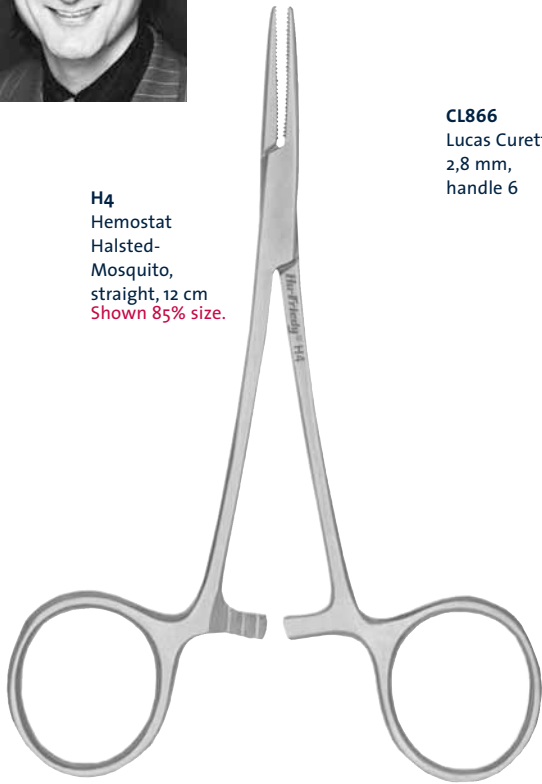
■ **Curriculum Vitae Dr. Sascha A. Jovanovic, D.D.S., M.S.**

Sascha A. Jovanovic was formally trained in Periodontics at UCLA School of Dentistry, in Implant Dentistry at Loma Linda University and in Prosthodontics at University of Aachen, Germany and holds a Master of Sciences degree in Oral Biology from UCLA.

He specializes in dental implant therapy and bone & soft tissue reconstruction, is a lecturer at UCLA Continuing Dental Education, is Professor (Hon.) at Univ. of British Columbia, division of Periodontics and Implants, Vancouver, Associate Professor (Hon.) at the University of Hong Kong Department of

Oral Surgery and is director and founder of the web based Global Institute for Dental Education at www.globalinstituteonline.com.

He is the past-president of the European Association for Osseointegration (EAO) and a past-Board member of the Osseointegration Foundation (OF). He was the program chair of the EAO 2000 annual scientific congress, recipient of the young investigator fellowship of the American Academy of Periodontology, of the Implantology award of the California Society of Periodontists and of the German Implant Society Research award.



H4
Hemostat
Halsted-
Mosquito,
straight, 12 cm
Shown 85% size.



CL866
Lucas Curette
2,8 mm,
handle 6



CM2
Surgical
Curette
Molt
Shown
85%
size.



MAL1
Mallet Mead,
Nylon Ends
Shown 45% size.



NH5024R
Needle Holder
Perma Sharp Castroviejo,
straight, 18 cm
Shown 85% size.

Scissors



S5080
Perma Sharp
Scissors Goldman-
Fox, straight,
12,5 cm

Perfect for cutting
sutures and
membranes
(1 blade serrated).
Tapered beaks for
interproximal use)
Shown 85% size.



S14SC
Super-Cut Scissors
LaGrange,
11,5 cm,
double-curved
Shown 85% size.



CRMS
Retractor Universal
Simion
Shown 85% size.

He is an honorary member of the South African Society of Periodontology. Dr. Jovanovic's clinical research emphasizes bone reconstruction techniques and aesthetic management in dental implant therapy.

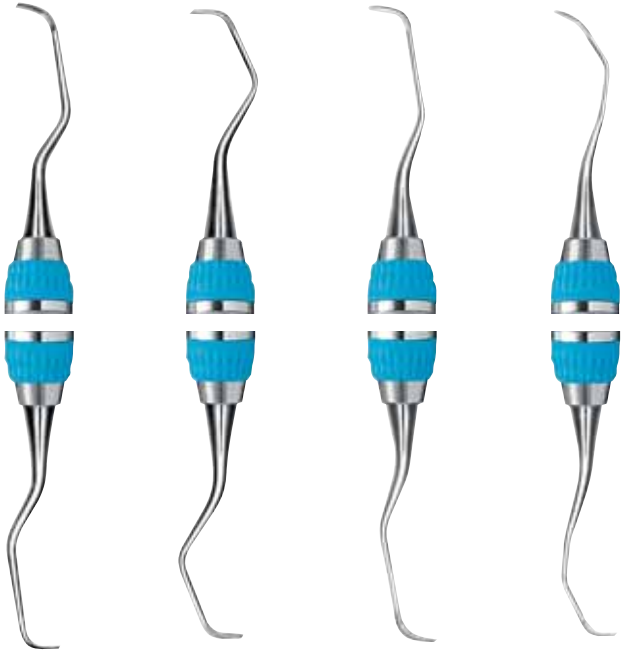
His applied research focuses on bone regeneration with different bone graft materials, rhBMP-2 and barrier membranes as well as the biology of soft tissues around teeth and implants.

He has lectured extensively worldwide and has published over 60 articles and book chapters, and one textbook titled *Color Atlas of Implantology* (Thieme Publ.).

He is on several editorial boards for scientific journals and has published a DVD-education series on advanced implant therapy. He is the current Editor in Chief of the *Implant Tribune*.

Sascha A. Jovanovic, D.D.S., M.S.
 UCLA Continuing Dental Education
 Global Institute for Dental Education
 12217 Pico Blvd. · Los Angeles, CA 90064
 Tel: (310) 820-9641 · Fax: (310) 207-9025
 email: sascha@jovanoviconline.com

Gracey Curettes Rigid, EverEdge Technology, handle 9



SG5/6R9 Medium contra-angle for anteriors and premolars
SG7/8R9 Medium contra-angle for premolars and molars, facial and lingual surfaces
SG11/12R9 Angulated to reach mesial surfaces of posterior teeth
SG13/14R9 Angulated to reach distal surfaces of posterior teeth

Mirrors and Mirror Handle



MHE6 Mirror Handle #6 Shown 85% size.
M4C Mouth Mirror, #4, Ø 22 mm Shown 85% size.
M5C Mouth Mirror, #5, Ø 24 mm Shown 85% size.

PCPUNC156 Color-Coded Probe UNC 15, handle 6 Shown 85% size.



Tissue Pliers



TP5070 Tissue Pliers General Perma Sharp, 15 cm Shown 70% size.
TP5090 Tissue Pliers DeBakey Perma Sharp, 15 cm Shown 70% size.



TREo6oM* Trephine Bur, Modified, 6 mm
 Round, hollow, serrated burs for extracting bone, marked in 2 mm increments, titanium coated, adapts to contra angle handpiece.

Scalpel Handles and Blades



10-130-05E Scalpel Handle
 Finely balanced, penlike handle that easily rotates and maneuvers in difficult to reach areas
10-256-15* Scalpel Blade 15C, sterile, Box of 100
10-255-15* Scalpel Blade 15, sterile, Box of 100

MB67* Micro Scalpel Blade #67 12 pcs./pck
MB69* Micro Scalpel Blade #69 12 pcs./pck

SHDPV Micro Scalpel Handle

Implant/Bone and Soft Tissue Surgery Kit according to



Manufacturer: Hu-Friedy Mfg. Co., Inc.
3232 N. Rockwell Street · Chicago, IL 60618 · USA

EC Representative: Hu-Friedy Mfg. Co., Inc.,
Zweigniederlassung Deutschland
Rudolf-Diesel-Straße 8 · D-69181 Leimen

Dr. Sascha A. Jovanovic, D.D.S., M.S.

Fax Order

| Partcode | Description | Quantity |
|---------------|---|----------|
| 10-130-05 | Scalpel Handle | |
| 10-255-15 | Scalpel Blade 15 Sterile, Box of 100 | |
| 10-256-15 | Scalpel Blade 15C Sterile, Box of 100 | |
| BSJO5 | Bone Scoop Jovanovic | |
| CL866 | Surgical Curette 86 Lucas | |
| CM2 | Surgical Curette 2 Molt | |
| CRMS (Qty. 2) | Retractor Universal Simion | |
| H4 (Qty. 2) | Hemostat 4, Halsted-Mosquito, Straight 12cm | |
| IMDIN13_S | DIN cassette for 18 instruments | |
| IMPJO6 | Implant Instrument Jovanovic | |
| MAL1 | Mead Mallet 1, Nylon Ends | |
| MHE6(Qty. 2) | Mirror Handle #6 | |
| M4C | Mouth Mirror #4 | |
| M5C | Mouth Mirror #5 | |
| MB67 | Micro Scalpel Blade #67 12 pcs./pck | |
| MB69 | Micro Scalpel Blade #69 12 pcs./pck | |
| NH5024R | Needle Holder Perma Sharp, Straight Castroviejo, 18cm | |
| PCPUNC156 | Color-Coded Probe 15 UNC, handle 6 | |
| PESIM1 | Sinus Lift Instrument | |
| PJO/1 | Periodontal Chisel Jovanovic 13K/TG, 4mm | |
| PJO/2 | Periodontal Chisel Jovanovic 13K/TG, 5mm | |
| PJO/3 | Periodontal Chisel Jovanovic 13K/TG, 6mm | |
| PLGJO/4 | Bone Plugger 4 Jovanovic | |
| PPR3S | Periosteal 3 Prichard | |
| RBOE | Rongeurs Boehler | |
| S14SC | Super-Cut Scissors 14 LaGrange, 11.5cm | |
| S5080 | Perma Sharp Scissors Goldman-Fox, Straight, 12.5cm | |
| SG11/12R9 | Rigid Gracey Curette 11/12, handle 9, EverEdge Technology | |
| SG13/14R9 | Rigid Gracey Curette 13/14, handle 9, EverEdge Technology | |
| SG5/6R9 | Rigid Gracey Curette 5/6, handle 9, EverEdge Technology | |
| SG7/8R9 | Rigid Gracey Curette 7/8, handle 9, EverEdge Technology | |
| SHDPV | Micro Skalpel Handle | |
| SKRA1 | Periodontal Surgical Curette 1 Kramer-Nevins | |
| SKRA3 | Periodontal Surgical Curette 3 Kramer-Nevins | |
| TP5070 | Perma Sharp Tissue Pliers General, 15cm | |
| TP5090 | Perma Sharp Tissue Pliers DeBakey, 15cm | |
| TREo60M | Trephine Bur 6mm Modified | |



DIN cassette IMDIN13_S

DIN cassette
for 18 instruments
plus additional space
Dimensions: 290 x 184
x 34 mm,
with space, for surgery.

- Grey IMDIN131S
- WhiteIMDIN132S
- Orange.....IMDIN133S
- Yellow IMDIN135S
- Pink IMDIN136S
- Blue IMDIN138S
- Green IMDIN139S
- Red IMDIN130S

Please complete

| | | |
|----------------|-----------|--------|
| Name | | |
| Street | | |
| Post Code/Town | | |
| Tel. | Fax | E-mail |
| Date | Signature | |

Your dental supplier: